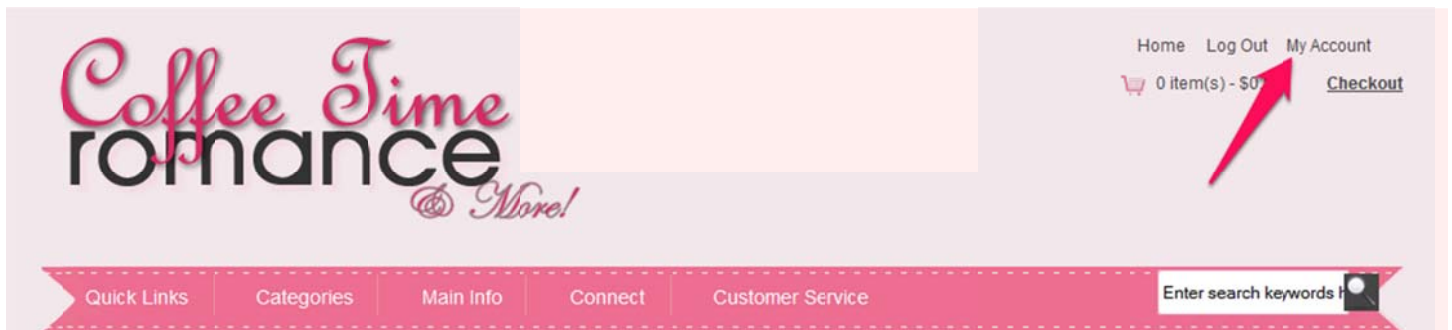




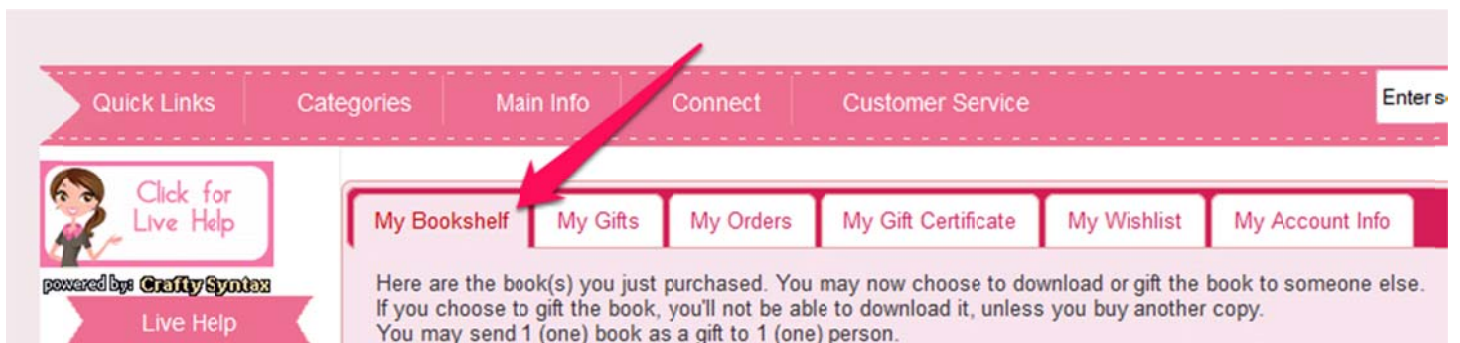
How to download your new eBook!

First log in to your account in the book store (your email address and password) located at the top right hand corner of each page.

After you log in, you will be taken to the front page of the eBook Store. You can locate a link to your account information at the top right hand corner of each page.



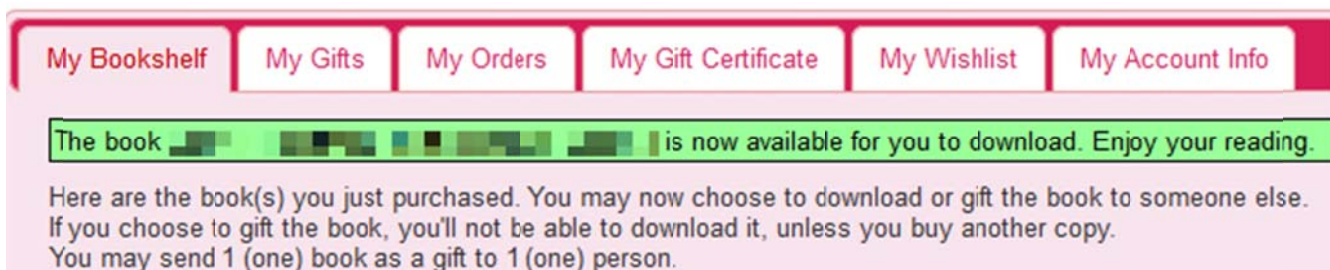
Once you have gotten to your account screen, you will see multiple tabs for you to access your purchase.



Once you have accessed *My Bookshelf* you will see the orders you have placed. Find the eBook you have purchased for yourself and click on the *Download* icon so that you can access it.

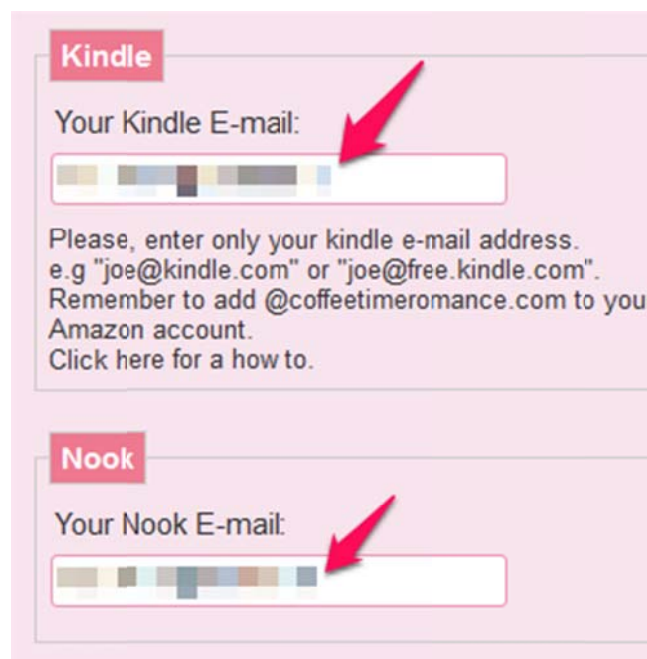
If you are wanting to send the ebook as a *Gift*, click on *Gift* to send it the person who will receive the gift. You will not be able to download or read the book if you send it as a *Gift*. You will receive a message making sure you want to download the book. Select *OK* if you do want to download it or *Cancel* if you do not.

After you approve the download, you will see a note at the top of the screen (below the tabs) in green telling you that your book is available for you to download and read.



Now locate the book you marked to download. You have several options, you can have it sent to your Kindle, sent to your Nook, or download it directly to your computer or device.

You cannot receive your ebooks on your Kindle or Nook until you add the Kindle eMail and Nook eMail address in the *My Account Info*



The screenshot shows the "My Account Info" page with two sections: "Kindle" and "Nook". Each section has a label "Your [Kindle/Nook] E-mail:" followed by a text input field. A red arrow points to the input field in the "Kindle" section, and another red arrow points to the input field in the "Nook" section. Below the "Kindle" section, there is a note: "Please, enter only your kindle e-mail address. e.g 'joe@kindle.com' or 'joe@free.kindle.com'. Remember to add @coffeetimeromance.com to your Amazon account. Click here for a how to."

Kindle Option:

If you would like to have the book sent to your Kindle, click on the icon. Make sure you have put your Kindle address in your *My Account Info*.

Your kindle email address...is something like myname@kindle.com

You can find that by logging into your amazon account here:

<http://amzn.to/1jZNsJP>

Click on 'Your Devices'

Click on your Kindle device (not the icons) but the one that is a picture of your kindle

Below that you will see eMail: (something like myname@kindle.com)

After you click on the icon, your page will automatically go to the top of the page with a message (in green) stating the eBook has been sent to your Kindle. If you do not see this message, do a hard refresh on the page (CTRL F5) or hit refresh. Then try again.

Nook Option:

If you would like to have the book sent to your Nook, click on the icon. Make sure you have put your Nook account email address in your *My Account Info*.

After you click on the icon, your page will automatically go to the top of the page with a message (in green) stating the eBook has been sent to your Nook. If you do not see this message, do a hard refresh on the page (CTRL F5) or hit refresh. Then try again.

Download Directly:

If you would like to download the ebook to your computer or device directly, click on the down arrow (orange arrow below). After you have selected which format you would like to download, you will see *Click here to Download* below the box. Click to download.

Soft Sounds of Pleasure

06/06/2014

Kindle



Download



Please, select...

Nook

If you have any issues or need further assistance, email us at bookstore@coffeetimeromance.com